

AcademicLiveCare User Guide



1 Visit academiclivecare.com and click 'Get Connected' and then 'Visit Amwell' in the pop-up window.

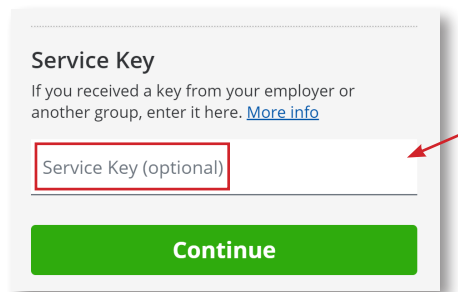
To create an account, follow steps 2-10. If you already have an account, follow steps 5-10 after logging in.



2 Sign Up to create an account or Log In if you already have an account. Complete your profile and click Continue.




3 Select the box labeled "My plan isn't listed/Skip this step".

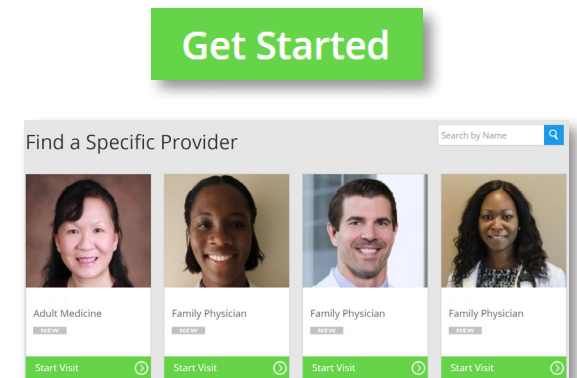


4 Enter the Service Key "AHP" and Click Continue. If you do not enter the service key, you will not have access to all AcademicLiveCare products.

**This step is NOT optional.*



5 Your Landing Page will reflect all services available to you. Select the care applicable to your needs.



6 Click Get Started to see the first available provider or Find a Specific Provider. Then, fill out the Intake Form step-by-step.

AcademicLive Care User Guide

Insurance

I have insurance
Insurance may cover all or part of your visits. If your plan isn't listed, you can still have a visit.
Health plan

I don't have insurance

My plan isn't listed/Skip this step

Continue

7 Select the box labeled **"I have insurance"** and select your school name.

Please do not select any other insurance carrier information if your school name is not on the list. Instead, select the box labeled "My plan isn't listed/skip this step."

Payment

Your Cost: **\$49.00** **Apply**

Credit Card Information

Use credit card ending in 6034

Security Code

Use a different card

Cancel **Continue**

8

When prompted for payment, enter the **coupon code** and click apply. (The code will be provided upon enrollment after the open enrollment period via email from info4students@myahpcare.com. Be sure to add this email address to your safe senders list.)

If you do not enter the coupon code, the site will continue to prompt you for payment.

Payment

You're about to be connected with a highly qualified provider. Please enter your payment information below.

Your Cost: **\$0.00** **Apply**

Coupon applied.

Price includes only the cost of your visit. The cost of any medications or treatments prescribed as a result of your visit is not included.

Now, it's time for your appointment!

9

- Your provider will thoroughly review your intake form before starting your visit.
- While you wait, a brief overview will play, easing you into the care environment, making you feel right at home with telehealth.
- Your provider will take progress notes during your visit and wrap up your visit details once your visit has ended.
- A visit summary will be sent to you via a secure message, accessible any time via the secure inbox, located right on your dashboard.

When you're on the go, download the Amwell mobile app from the App Store or Google Play.

